



YANMAR

SV17VT

MINI-GRAVEMASKINE



Driftsvægt (sikkerhedstag/førerhus)

1700 / 1790 kg

Motor

3TNV70-PBVA

Gravekraft (kort arm/lang arm)

9,9 kN / 8,9 kN

Gravekraft (skovl)

16 kN

SV17VT

ALSIDIG, FUNKTIONEL OG EFFEKTIV - DEN PERFEKTE PARTNER





ROBUST DESIGN

Hårdfør, pålidelig og robust – SV17vT er designet til fremragende præstationer. For at sikre maksimal holdbarhed er de hydrauliske slanger anbragt inden i bommen, og bomcylindren er placeret foroven for at undgå utilsigtet beskadigelse. Skovl-/cylinderarmafskærmninger, der fås som ekstraudstyr, søger for maksimal beskyttelse og mindsker unødvendig stilstandstid.



EFFEKTIV MOTOR

SV17vT kombinerer ydeevne og funktion med effektivitet og lavt brændstofforbrug ved brug af Yanmars TNV-motorplatformsserie. Den 3-cylindrede motor med direkte indsprøjtning er i overensstemmelse med Stage V og byder på en imponerende kraft og førsteklasses ydeevne.



FREMragende ALSIDIGHED

SV17vT er tilpasset til en lang række anvendelser og fås med enten lang eller kort gravearm og Dozerblad. Kompakt og effektiv – en driftsvægt på 1790 kg og variabelt understel (980-1320 mm) sørger for maksimal stabilitet og fleksibilitet.



ALSIDIG HYDRAULIK

SV17vT kan fås med et fjerde proportionalt/justerbart olieudtag (til et bredere udvalg af arbejdsredskaber) og en hydraulisk tilførselsslange med lyntilkobling, hvilket giver maskinføreren maksimal fleksibilitet. Effektiv, funktionel og alsidig.



MAKSIMAL SIKKERHED

Sikkerheden er prioriteret højt, og SV17vT er ROPS-, TOPS- og FOPS I-certificeret med både sikkerhedstag og førerhus. Udover den orange sikkerhedssele og LED-arbejdslamperne, der medfølger som standard, fås en spændesensor, orange/grønne signallamper og kørealarmer som ekstraudstyr samt en frontafskærmning i polycarbonat (model med sikkerhedstag) med henblik på at opnå maksimal beskyttelse.



INNOVATIV HYDRAULIK

SV17vT drives af et ViPPS-hydrauliksystem, som samler flowet fra særskilte pumper for at opnå den optimale kombination med henblik på hastighed, effekt, jævnhed og balance, hvilket garanterer en jævn og samtidig udførelse af arbejdsbevægelserne, også under kørsel.



LAVE TOTALOMKOSTNINGER

SV17vT leverer en imponerende produktivitet i en kompakt maskine, som er designet til at opnå et lavt brændstofforbrug, en lang driftslevetid og nem adgang til vedligeholdelse – meget overkommelige totalomkostninger.

EASY TRANSPORTATION



Despite its compact dimensions, the SV17vr delivers high levels of productivity and performance. Perfect for trenching and landscaping work in tight urban areas or at residential properties, operators benefit from a short turning radius at the front and rear, combined with a wide boom swing amplitude to the left.

Efficient and lightweight, the innovative model boasts a transport weight of just 1,570kg/1,660kg (canopy/cabin), meaning it can be easily towed between work sites, along with buckets or a light work tool, on a standard 2.5 tons GVW trailer. Four tie-down points on the track frames (standard) and four on the turning frame (optional) make transport preparation simple.



ROBUST AND RELIABLE

Durable, dependable and rental tough, the SV17vr has been designed to excel in even the toughest environments. Thanks to blade cylinder protection as standard, routing hydraulic hoses inside the boom and the upper position of the boom cylinder itself, operators benefit from maximum protection and minimum downtime.

To further improve protection, bucket and arm cylinder guards can be specified as optional extras. Collectively, these features ensure a low total cost of ownership.



Extended undercarriage: 1320 mm



Retracted undercarriage : 980 mm

IMPRESSIVE WORKING RANGE

Adaptable to suit a variety of applications, the SV17vr is available with the option of either long or short digging arms and levelling blades. Unique design means that the wide boom swing amplitude distribution further extends the working range of the excavator, ensuring ultimate efficiency and performance for the operator.

UNMATCHED STABILITY


Delivering outstanding stability, even on challenging terrain, the SV17vr features a shaped steel extendable undercarriage with reduced clearance between sliding parts, preventing soil build-up. Adaptable to the task in hand, this makes the excavator perfect for a wide range of applications. Optimum stability, optimized weight distribution, ultimate reliability.



POWERFUL AND PRODUCTIVE



With digging forces of 9.9/16kN (short arm/bucket), traction force of 12.8kN/8kN (first/second speed) and two travel speeds (2.4 or 4.8km/h) controlled via the blade operation lever, the SV17vr delivers the power and performance of a much larger model.

Thanks to the implementation of a ViPPS hydraulics system, with double variable displacement, piston pump and gear pump, operators benefit from a maximum hydraulic flow and pressure of respectively 52.8 l/min and 210 bars - outstanding capability at your fingertips.





ERGONOMIC DESIGN

Thanks to its ergonomic layout and unique design, the SV17vr provides a comfortable and practical working environment for the operator. The easy-access cabin features excellent visibility, fully-adjustable seat and a state-of-the-art LCD control interface as standard.

A track frame layout featuring three bottom rollers ensures a comfortable and stable ride, while clever arrangement of the control pedals, levers and switch boards further improves productivity.



SAFETY CONSCIOUS

As with every Yanmar excavator, safety has been prioritized throughout design and build. Alongside ensuring 360° visibility from the operator seat, the innovative excavator features powerful LED work light and an orange seatbelt as standard.

Flashing green/orange beacons, travel alarms, additional work lights and seatbelt sensor can be specified as optional extras, alongside a front polycarbonate protective shield for the canopy model. Fully-customizable to suit the task in hand, the SV17vr harnesses the latest technologies to keep the operator safe on site.





EASY MAINTENANCE

To minimize the time taken to complete daily checks, the SV17vr has been designed with service accessibility firmly in mind. From a wide engine compartment hood (providing easy access to the powertrain), to easily dis-assembled side and cabin floor panels (ensuring easy access to hydraulic components, fuel/hydraulic tanks and the radiator), clever arrangement improves simplicity and reduces intervention time.

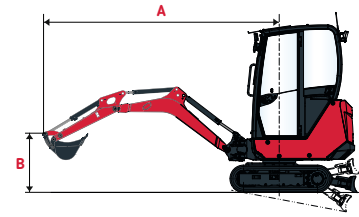
The battery and fuse box are located in a lockable compartment under the operator's seat to maximize security, while ground-level access removes the need for specialist equipment.





SMARTASSIST-REMOTE

SmartAssist Remote is Yanmar's next-generation fleet management system. Operating the latest in telematics technology, equipment location and status are reported in real time. Available as a factory-fitted option for the SV17vr, the innovative technology provides total control, allowing fleet managers to keep track of their assets remotely, via a PC or smartphone.









LIFTING CAPACITY











 Tipping load, rating over front

 Tipping load, rating over side 90°









Cabin, short arm

A	Max	Blade down				Blade up												
		3 m	2,5 m	2 m	Max	3 m	2,5 m	2 m										
B	(A=)																	
3 m	-	-	-	-	-	-	-	-	-									
2,5 m	2,60	330*	330*	-	-	315*	315*	-	2,60	325*	325*	-	-	315*	315*	-	-	
2 m	2,96	335*	335*	-	-	260*	260*	-	2,96	345*	345*	-	-	255*	255*	-	-	
1,5m	3,15	315*	320*	330*	320*	300*	300*	-	3,15	315*	265	330*	335*	300*	305*	-	-	
1m	3,33	260	310*	330*	345*	380*	365*	420*	405*	3,33	260	250	330*	275	380*	365*	420*	420*
0,5m	3,39	290*	290*	345*	345*	440*	430*	600*	575*	3,39	290*	240	345*	275	440*	350	600*	545*
0 m	3,32	275*	285*	335*	335*	365	440*	505	620*	3,32	275*	235	335*	280	365	335	505	465
-0,5 m	3,34	270*	275*	315*	330*	420*	430*	510	620*	3,34	270*	280*	315*	265	420*	350	510	455
-1 m	2,90	260*	260*	-	-	355*	355*	495*	495*	2,90	265*	265*	-	-	370*	370*	510*	510*
-1,5 m	2,41	255*	255*	-	-	-	-	375*	375*	2,41	250*	250*	-	-	-	-	370*	370*









Cabin, long arm

A	Max	Blade down				Blade up												
		3 m	2,5 m	2 m	Max	3 m	2,5 m	2 m										
B	(A=)																	
3 m	2,24	255*	255*	-	-	-	-	-	2,24	250*	250*	-	-	-	-	-	-	
2,5 m	2,80	290*	290*	-	-	225*	225*	-	2,80	285*	285*	-	-	220*	220*	-	-	
2 m	3,17	290*	290*	275*	275*	205*	205*	-	3,17	280*	285*	270*	270*	200*	200*	-	-	
1,5m	3,40	290*	280*	285*	285*	240*	275*	-	3,40	290*	235	285*	285*	240*	275*	-	-	
1m	3,59	275*	280*	310*	305*	330*	325*	340*	325*	3,59	275*	230	310*	310*	330*	320*	340*	315*
0,5m	3,53	270*	270*	340*	335*	430*	405*	550*	540*	3,53	270*	210	340*	265	430*	395*	550*	545*
0 m	3,50	260*	250*	290	340*	370	445*	505	625*	3,50	260*	215	290	255	370	330	505	450
-0,5 m	3,34	250*	245*	325*	320*	355	430*	500	610*	3,34	250*	245*	325*	250	355	325	500	445
-1 m	3,07	250*	235*	280*	260*	380*	370*	535*	520*	3,07	250*	240*	280*	260*	380*	310	535*	430
-1,5 m	2,62	240*	240*	-	-	275*	275*	415*	415*	2,62	240*	240*	-	-	280*	280*	410*	410*

Canopy, short arm

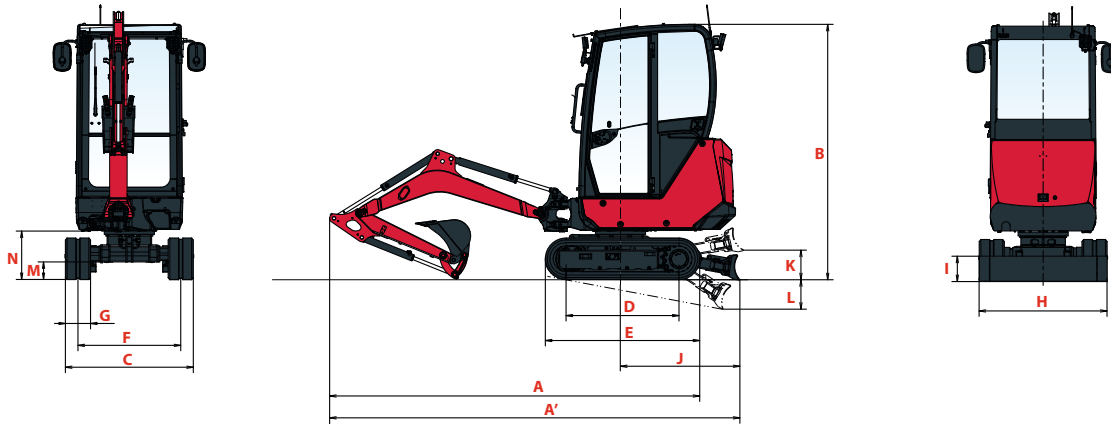
A	Max	Blade down				Blade up												
		3 m	2,5 m	2 m	Max	3 m	2,5 m	2 m										
B	(A=)																	
3 m	-	-	-	-	-	-	-	-	-									
2,5 m	2,6	330*	330*	-	-	315*	315*	-	2,60	325*	325*	-	-	315*	315*	-	-	
2 m	3,0	320*	315*	-	-	265*	265*	-	2,96	315*	315*	-	-	255*	255*	-	-	
1,5m	3,2	260	315*	310*	310*	290*	295*	-	3,15	260	255	310*	260	290*	295*	-	-	
1m	3,3	240	305*	325*	335*	380*	375*	405*	420*	3,33	240	230	325*	265	380*	365*	405*	430*
0,5m	3,4	230	295*	290	350*	360	435*	570*	590*	3,39	230	230	290	280	360	330	570*	450
0 m	3,3	235	285*	265	345*	350	470*	475	640*	3,32	235	215	265	275	350	320	475	480
-0,5 m	3,3	265*	265*	275	305*	355	410*	475	605*	3,34	265*	220	275	250	355	305	475	425
-1 m	2,9	260*	255*	-	-	370*	360*	515*	495*	2,90	260*	255*	-	-	370*	295	515*	410
-1,5 m	2,4	250*	250*	-	-	-	-	375*	375*	2,41	250*	250*	-	-	-	-	380*	380*

Canopy, long arm

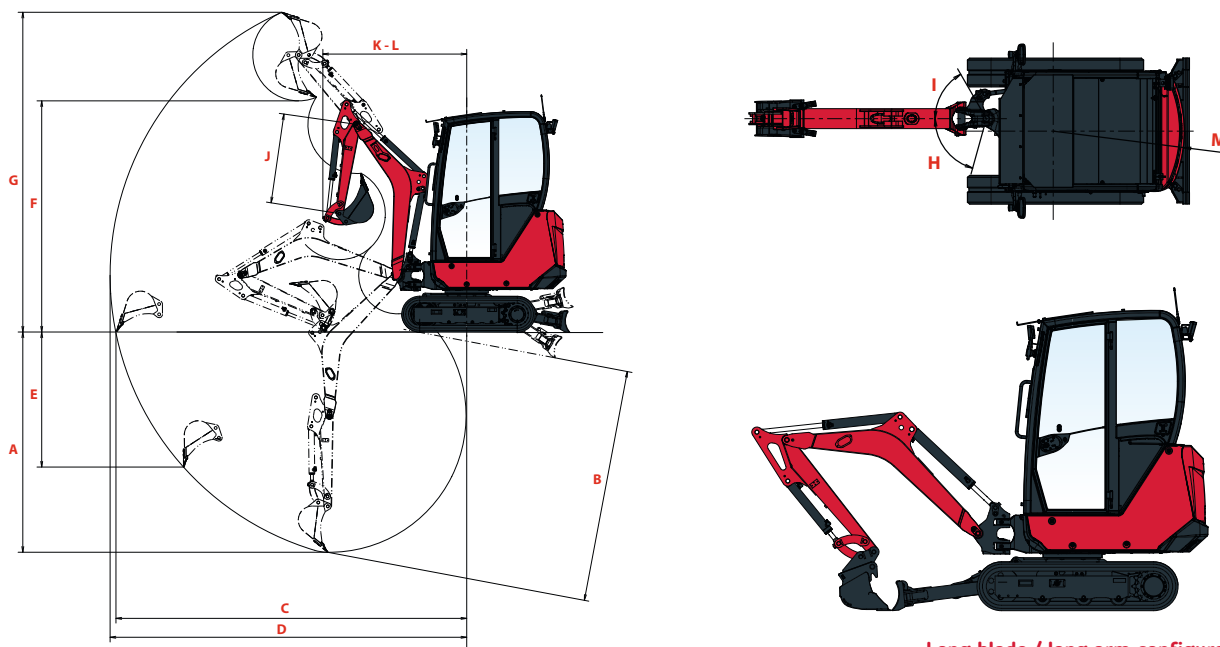
A	Max	Blade down				Blade up												
		3 m	2,5 m	2 m	Max	3 m	2,5 m	2 m										
B	(A=)																	
3 m	2,24	255*	255*	-	-	-	-	-	2,24	250*	250*	-	-	-	-	-	-	
2,5 m	2,80	290*	290*	-	-	225*	225*	-	2,80	285*	285*	-	-	220*	220*	-	-	
2 m	3,17	290*	290*	275*	275*	195*	195*	-	3,17	280*	280*	280*	280*	195*	195*	-	-	
1,5m	3,40	240	290*	285*	280*	240*	240*	-	3,40	240	225	285*	275*	240*	235*	-	-	
1m	3,59	215	290*	310*	305*	325*	320*	320*	320*	3,59	215	205	310*	290*	325*	315*	320*	315*
0,5m	3,53	225	280*	280	330*	405*	400*	535*	530*	3,53	225	205	280	250	405*	325	535*	520*
0 m	3,50	215	255*	270	340*	350	440*	505	615*	3,50	215	200	270	245	350	315	505	420
-0,5 m	3,34	245*	250*	260	315*	330	420*	430	630*	3,34	245*	205	260	240	330	325	430	455
-1 m	3,07	240*	240*	265*	255*	370*	360*	460	515*	3,07	240*	235*	265*	255*	370*	290	460	430
-1,5 m	2,62	235*	235*	-	-	255*	255*	390*	390*	2,62	230*	230*	-	-	255*	255*	395*	395*

[The data in this table represents the lifting capacity in accordance with ISO 10567. They do not include the weight of the bucket and correspond to 75% of the maximum static tipping load or 87% of the hydraulic lifting capacity. Data with * correspond to the hydraulic limits of the lifting force.]

DIMENSIONS



A Overall length	3 475/3 445 mm	G Track width	230 mm
A' Overall length with blade at the back	3 780/3 750 mm 4 060/4 030 mm*	H Overall blade width	980/1 320 mm***
B Overall height	2 320/2 330 mm**	I Overall blade height	235 mm
C Overall width	980/1 320 mm***	J Blade distance	1 120/1 405 mm*
D Length of track on ground	1 185 mm	K Max. blade height above the ground	260/370 mm*
E Undercarriage length	1 560 mm	L Max. blade depth	300/410 mm*
F Lane	750/1 090 mm***	M Minimum ground clearance	160 mm
		N Ground clearance under counterweight	440 mm



Long blade / long arm configuration

A Max. digging depth – Blade lifted	2 470/2 620 mm	G Max. cutting height	3 495/3 615 mm
B Max. digging depth – Blade lowered	2 600/2 750 mm 2 610/2 755 mm*	H Boom swinging base to left	75°
C Max. digging reach on ground	3 850/4 000 mm	I Boom swinging base to right	60°
D Max. digging reach	3 910/4 055 mm	J Arm length	1 100/1 250 mm
E Max. vertical wall	1 530/1 650 mm	K Front turning radius	1 545/1 575 mm
F Max. unloading height	2 560/2 675 mm	L Front turning radius with boom swing	880/885 mm
		M Rear turning radius	1 050 mm

Short arm / **Long arm**

* Short blade / Long blade

** Canopy / Cabin

*** Retracted undercarriage / Extended undercarriage

TECHNICAL SPECIFICATIONS

[WEIGHT +/- 2% (EN-STANDARDS)]

	Canopy		Cabin	
Operating weight (rubber tracks – including quick hitch & ditch cleaning bucket)	1700 kg	0,29 kgf/cm ²	1790 kg	0,30 kgf/cm ²
Transport weight (rubber tracks – bare stick)	1570 kg	0,27 kgf/cm ²	1660 kg	0,28 kgf/cm ²


[ENGINE]

Type	3TNV70-PBVA
Regulation	Stage V
Fuel	Diesel
Net power	11.3 kW (at 2400 rpm)
Gross power	11,5 kW (at 2400 rpm)
Displacement	0,854 litre
Maximum torque	48,8 - 53,2 N.m (+/- 100 rpm)
Cooling	Water-cooled
Starter	12 V - 1,4 kW
Battery	12 V – 45 Ah
Alternator	12 V – 40 A

[HYDRAULIC SYSTEM]

Maximum pressure	210 bar
1 double variable displacement piston pump	2x19,2 l/min
1 gear pump	14,4 l/min
1 gear pump	8,6 l/min

PTO	Measured data at max. engine speed	
	Pressure	Oil flow
1	0 – 150 bar	30 – 20 l/min
0 – 150	0 – 200 bar	20,6 – 12,4 l/min

 Oil flow decreases as the pressure increases

[PERFORMANCE]

Travel speed (Low / High)	2,4 / 4,8 km/h
Rotation speed	9,1 rpm
Digging force (Short arm / Long arm)	9,9 kN / 8,9 kN
Digging force (European bucket)	16 kN
Traction force (1st speed / 2nd speed)	12,8 kN / 8,1 kN
Gradeability (climbing ability)	30°
Noise level (2000/14/CE & 2005/88/CE)	LwA : 91 dBA / LpA : 81 dBA

[UNDERCARRIAGE]

Number of slide shoe plate	1
Number of bottom rollers	3
Track tensioning system	Grease adjuster

[CAPACITIES]

Fuel tank	27 litres
Coolant	4,2 litres
Engine oil	2,8 litres
Hydraulic circuit (including hydraulic tank)	34,3 litres
Hydraulic tank	19,5 litres

[MAINTENANCE FREQUENCY]

[Change engine oil and filter: **500 hours**] [Change fuel filter: **250 hours**] [Change hydraulic oil filter: **500 hours**] [Change hydraulic oil: **1000 hours**] [Change hydraulic oil return filter: **500 hours**] [Change cooling fluid: **2000 hours**]

EQUIPMENT

[STANDARD EQUIPMENT]

PERFORMANCE

3TNV70-MBVA Yanmar diesel engine | Stage V compliant | Indirect injection | Air filter clogging indicator | Water separator | Long arm (1 250 mm) | Extendable undercarriage (980-1 320 mm) | Leveling blade with short lifting arms | 3rd auxiliary proportional hydraulic line with joystick control | 2nd travel speed | 1 LED work light on the boom side.

COMFORT & EASE OF USE

LCD operator interface | Heating system (cabin) | Fabric/skai covered, adjustable and reclining seat with medium backrest | Adjustable armrests | Retractable front upper window | Right side sliding window | Transparent front roof area | 1 x 12V electric supply + 2 x 5V USB charging ports | Cup holder | Lockable document box.

SAFETY AND DURABILITY

ROPS / TOPS / FOPS I protection rating canopy & cabin | Access handrails | Orange seatbelt | Evacuation hammer | Support bracket for fire extinguisher | Boom cylinder upper position | Hydraulic hoses routed inside the boom | 4 tie down points on the undercarriage | Blade cylinder guard.

MISCELLANEOUS

Toolkit | Grease pump | Blue quick connector on battery terminal.

[OPTIONAL EQUIPMENT]

PERFORMANCE

Short arm (1 100 mm) | Blade with long lifting arms (891 mm) | 1/2 hydraulic circuit (clamshell bucket line) | Flat face hydraulic quick couplers | 2 additional front LED work lights | 1 additional rear LED work light | 1 pluggable LED orange flashing beacon | Special paint.

COMFORT & EASE OF USE

Premium fabric/skai covered, adjustable and reclining seat with high backrest | Left and right mirrors | Large travel pedals | Radio (AM/FM) | Greasing pump bracket.

SAFETY AND DURABILITY

Bucket and arm cylinders protection | Safety valves for lifting applications | Seatbelt sensor (visual/sound warning) with or without pluggable LED green flashing beacon | Front polycarbonate operator protection shield (canopy) | 4 additional tie down points on the turning frame | Variety of anti-theft systems | Travel alarms.

MISCELLANEOUS

Smart Assist Remote | Internal/external battery cut-off removable handles (plastic/steel).

[ATTACHMENTS]

We offer a range of factory fitted attachments to maximize the versatility of your mini excavator. Yanmar offers selected mechanical and hydraulic quick couplers, Powertilt, digging buckets, ditch cleaning buckets, rippers and breakers.



YANMAR



Yanmar Compact Equipment EMEA

GB_SV17VT_1221



www.yanmar.com